








Strawberry Zero Pesticide programme



							
GROWTH STAGE	Planting	Vegetative growth	White bud	Flowering	Fruit set	Fruiting	Post-harvest
Product							
Fortify Cu*		1.0 L/ha every 7-10 days					
Aqualatus/Integrate ^b	1.2 L/ha via irrigation	0.6 L/ha monthly via irrigation					
Fortify 30-20*		4.0 L/ha in every 1000L of stock applied to roots (B tank)					
Opti-Cal ^a		2.0 L/ha by foliar application at 14 day intervals					
Sion*	1.7 L on every 1000L stock (A tank)						
Sentinel*	0.5 L/ha by foliar application at 7 day intervals						
MAS-AS	0.5 L/ha in all foliar applications						

*Apply with other spray applications to increase nutrient mobility reduce effects of biotic and abiotic stresses.