

Opti-Cal







A New Direction in Foliar Calcium Delivery

The creation of Opti-Cal moves calcium nutrition in a completely new direction. Opti-Cal uses a collection of technological advancements to deliver a foliar calcium that works on the leaf like no other calcium fertiliser.

The unique MAS Calcium package within Opti-Cal, along with the natural organic chemistry of its Bio-Chel chelation, synergistically work together to optimise leaf acceptance of calcium.

Within this multi-technology formulation are specific plant extracts which work to stimulate the acceptance of intracellular solutes at higher levels especially those accepting calcium.

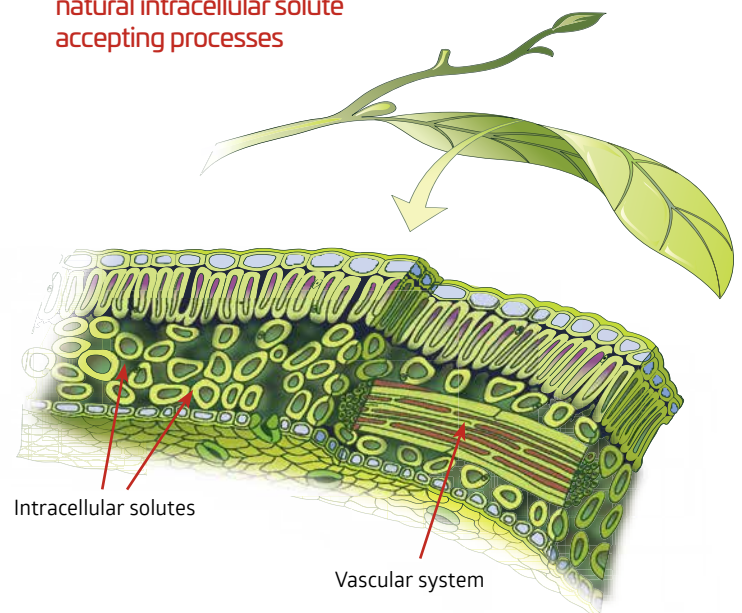
CROPS

- | | |
|--|--|
|  Brassicas |  Leafy Salads |
|  Potatoes |  Root Crops |
|  Legumes |  Fruiting Vegetable |
|  Pomme Fruit |  Stone Fruits |
|  Vine Crops |  Citrus |
|  Berry Fruits | |

Benefits of Opti-Cal Liquid

- Opti-Cal liquid is the ideal foliar calcium as it provides a superior calcium source that is bio available, highly efficacious and safe on crop.
- The chelation in Opti-Cal keeps the calcium available for the leaf to use and in a form it can accept in higher levels.
- The unique collection of technologies within Opti-Cal stimulate higher leaf acceptance of calcium to correct deficiency, reduce calcium disorders and boost crop performance.
- Within the technology package are natural plant extracts which work in synergy with enzymatic processes and intracellular proteins to stimulate calcium acceptance into plant tissues at higher levels.
- For leaf application Opti-Cal provides a source of calcium which is free of anion components such as nitrates or chlorides so is accepted by the leaf without stimulating another growth response or creating stress.
- Opti-Cal is cost effective and will tank mix with pesticides, PGR's and nutrient products even those containing phosphates and sulphates.

Opti-Cal enhances the plants natural intracellular solute accepting processes





Opti-Cal on the leaf surface

Opti-Cal contains natural surface active polymers. This ensures even calcium distribution over the leaf surface without the need for additional adjuvants.

Another advantage of this when using Opti-Cal is that the soluble component remains hygroscopic. This helps keep the calcium in a

water soluble form on the leaf so that it can diffuse and penetrate into the leaf even after the spray application has dried.

Standard spray solutions dry out in a low humidity environment while Opti-Cal remains moist and therefore active for longer.

Crop Timings and Application Rates

Crops	Application and timings
Top Fruit	To prevent calcium related disorders, increase fruit number and size and to increase storage potential apply 2 to 3 applications during flowering from pink bud to fruit set, each at 2.0 litres of Opti-Cal per hectare, and 2 to 4 applications, each at 2.0 litres of Opti-Cal/Ha pre harvest.
Stone Fruit	To improve the calcium supply and for firmer and stronger fruit apply 2 to 6 applications, each at 2.0 litres of Opti-Cal/Ha, during flowering from white bud through to harvest.
Berry Fruit	For increased firmness and stable, larger berries, apply 1.0-2.0 litres of Opti-Cal/Ha, every two weeks from planting through to harvest. During periods of heat or high stress apply 2.0 litres of Opti-Cal every 7-10 days.
Grapes	For firmer fruit, improved skin finish and to reduce calcium related disorders apply 2.0 litres of Opti-Cal/Ha from production of inflorescences through to harvest. Repeat every 10-14 days.
Vegetable Crops	To reduce the risk of calcium disorders or to improve quality and shelf/storage life, apply 2.0 litres of Opti-Cal/Ha at 14 day intervals and repeat as necessary. 3-5 applications are recommended during periods of peak demand.
Fruiting Vegetables	To prevent blossom end rot and to increase fruit firmness and quality, apply 2.0 litres Opti-Cal/Ha from start of flowering until end of harvest. Apply as required at 7-14 day intervals.
Leafy Salad Vegetables	To reduce calcium related disorders and increase leaf/head weight, apply 1.0-2.0 litres of Opti-Cal/Ha from planting to harvest. Apply at 7-10 day intervals.

Compatibility

Opti-Cal is compatible with most agrochemicals and nutritional products however when mixing with multiple products or new products for the first time, a simple jar test is recommended.

For more detailed application rates per crop, please visit engagecropsolutions.com or speak to an Engage advisor.

Always read the label before use.

Unit 5 | Town Lane Industrial Estate | Town Lane | Charnock Richard | Chorley | PR7 5XG

t: + 44 (0) 1257 226590 e: info@engagecropsolutions.com

engagecropsolutions.com